

Preparing to Play Along Example 3

By Christopher Schlegel

Ritchie Blackmore Style

Example 3 Play Along

Moderate ♩ = 110

Snake Charmer Riffing

E Phrygian Dominant (Altered)

1

2

The second system of the exercise contains measures 4 to 8. Measure 4 begins with a red '4' above the staff. The melody consists of a quarter note G4, an eighth note A4, and a quarter note B4. The bass line has three eighth notes: G3, F3, and E3. Measure 5 features a red '5' above the staff. The melody continues with a quarter note C5, an eighth note B4, and a quarter note A4. The bass line has three eighth notes: D3, C3, and B2. A repeat sign is placed after measure 5. Measure 6 starts with a blue '6' below the staff. The melody has a quarter note G4, an eighth note A4, and a quarter note B4. The bass line has three eighth notes: G3, F3, and E3. Measure 7 begins with a blue '7' below the staff. The melody has a quarter note C5, an eighth note B4, and a quarter note A4. The bass line has three eighth notes: D3, C3, and B2. Measure 8 ends with a blue '8' below the staff. The melody has a quarter note G4, an eighth note A4, and a quarter note B4. The bass line has three eighth notes: G3, F3, and E3.

Da Coda

A Gypsy Minor (Altered Harmonic Minor)

Snake Charmer Licks

1.

Preparing to Play Along Example 3

By Christopher Schlegel

First system of guitar notation. The top staff shows a melodic line with triplets and slurs. The bottom staff shows a fretboard diagram with fingerings: 11-12-11, 13, 11, 13-12-10, 9-10-9, 10, 9, 10-9-8, 8-9-8, 10, 8, 10-9-7, 6-7-6, 8, 6.

Second system of guitar notation. The top staff shows a melodic line with triplets and slurs. The bottom staff shows a fretboard diagram with fingerings: 11-12-11, 13, 11, 13-12-10, 9-10-9, 10, 9, 10-9-8, 8-9-8, 10, 8, 10-9-7, 6-7-6, 8, 6.


Third system of guitar notation. The top staff shows a melodic line with triplets and slurs. The bottom staff shows a fretboard diagram with fingerings: 13, 12, 11, 13, 12, 10, 9, 10, 12, 10, 9, 10, 9, 10, 9.

Fourth system of guitar notation. The top staff shows a melodic line with triplets and slurs. The bottom staff shows a fretboard diagram with fingerings: 10, 9, 8, 10, 9, 7, 6, 7, 9, 7, 6, 7, 6, 7, 6.


Fifth system of guitar notation. The top staff shows a melodic line with triplets and slurs. The bottom staff shows a fretboard diagram with fingerings: 13, 12, 11, 13, 12, 10, 9, 10, 12, 10, 9, 10, 9, 10, 9.

Preparing to Play Along Example 3

By Christopher Schlegel




Phrygian Triads



Preparing to Play Along Example 3

By Christopher Schlegel



Copyright Christopher Schlegel 2012
All Rights Reserved - International Copyright Secured