

Page 2 of 26

Verse

The musical score for the Verse consists of three systems. The first system shows the vocal melody on a single staff with lyrics underneath. The second system shows a guitar accompaniment with a treble clef staff and a bass clef staff. The third system shows a guitar accompaniment with a treble clef staff and a bass clef staff, including chord labels (Em, Am, B7) and fret numbers.

Vocal Melody:


Some Eve- ry mo- ment has its day; You can not freeze it,
sus- pi- cions do come true...

Guitar Accompaniment (System 2):

Chords: Em, Am, B7

Guitar Accompaniment (System 3):

Chords: Em, Am, B7



Page 4 of 26

15 16

lov- ing this right now.

15 16

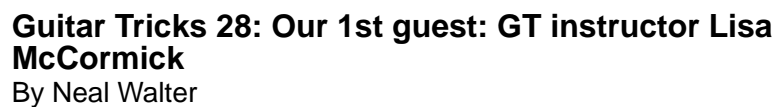
4 2 4 2 X 5 4 2 4 2 4 2 X 3 4 4 2 2

B7

15 16

0 2 1 2 0 2 1 2 2 0 2 1 2 0 2 1 0 2 1 2 0 2 1 2 2 0 2 1 2 0 2 1

The image displays a guitar lesson page for the song 'lov-ing this right now.' It includes a vocal line with lyrics, a guitar melody line, and a guitar accompaniment line. The guitar melody line features a key signature of one sharp (F#) and a time signature of 4/4. The accompaniment line is in B7 and uses a 12-string guitar tuning (0 2 1 2). The page is numbered 15 and 16, indicating the measure numbers for the vocal and guitar parts respectively.



Page 6 of 26

re- al- ize. Now it's here, and fly- ing by, but I am

Em Am

The musical score is written for guitar and voice. It consists of three systems of music. The first system shows measures 20, 21, and 22 with lyrics 're- al- ize. Now it's here, and fly- ing by, but I am'. The second system shows measures 20, 21, and 22 with guitar accompaniment. The third system shows measures 20, 21, and 22 with guitar accompaniment. The score includes a key signature of one sharp (F#) and a common time signature (C). The guitar accompaniment is written in a style that suggests a specific guitar technique, possibly a sweep or a fast arpeggio, as indicated by the 'X' marks and the 'Em' and 'Am' chord labels.

23 24 25

lov- ing this right now. Lov- ing this

23 24 25

4 2 4 2 5 4 2 0 4 2 4 3 5 2 5 3 5 2 5

B7 C6

23 24 25

0 0 2 0 2 2 2 0 0 2 2 2 2 0 0 2 2 2 2 3 0 2 0

2 2 2 2 2 2 2 2 2 2 2 2 2 2 2 2 2 2 2 3 2 3

1 1 1 1 1 1 1 1 1 1 1 1 1 1 1 1 1 1 1 3 2 3

2 2 2 2 2 2 2 2 2 2 2 2 2 2 2 2 2 2 2 3 2 3

26 27 28

right now.

26 27 28

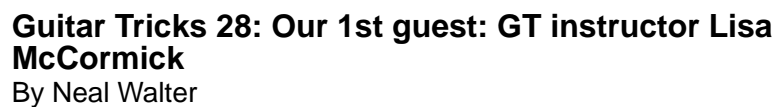
3 5 2 5 3 5 2 5 2 4 2 4 2 4 2 4 2 4 3 4 4 0 2

B7

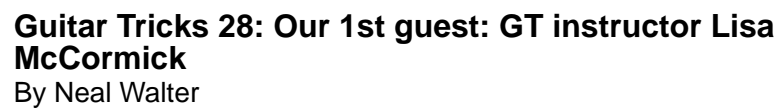
26 27 28

1 0 1 0 2 2 2 1 2 1 2 0 0 2 2 0 0

2 2 1 2 1 2 0 0 0 0



29 Lay me down. 30 Hold me still.



Page 11 of 26

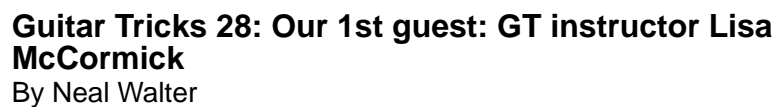
34 35 36

least un- til we meet a- gain.

34 35 36

Am7 B7

34 35 36



Page 13 of 26

Da Coda

40 ing in. I'll re- mem- ber this at least un- til we

40 41 42

4 5 4 5 3 5 0 3 5 0 5 3 5 0 5

X 2 0 2 3 5 0 3 5 0 3 5 0 3

C6

40 41 42

0 0 2 0 2 2 2 0 0 1 3 1 0 1

2 2 2 2 2 2 2 3 5 3

1 1 1 1 1 1 1

2 2 2 2 2 2 2

43 meet a-gain. 44 45

1. Interlude

43 44 45

B7 Em

43 44 45

46 47 48

Am B7

48 47 48

Lisa's Solo

49 50 51

Em Am B7

49 50 51

52 53 54

Em Am

55 56

B7

The sheet music is divided into three systems. The first system shows measures 57-58. Measure 57 has a lead melody with a triplet of eighth notes (G4, A4, B4) and a bass line with notes 0, 2, 4, 5, 3, 5, 3, 0. Measure 58 continues the lead melody and bass line. The second system shows measures 59-60. Measure 59 has a lead melody with notes G4, A4, B4, C5, B4, A4, G4 and a bass line with notes 5, 5, 5, 5, 2, 4, 2, 5, 2, 7. Measure 60 has a lead melody with notes G4, A4, B4, C5, B4, A4, G4 and a bass line with notes 2, 10, 10, 8, 7, 9. The third system shows measures 58-60 with chords Em, Am, and B7. Measure 58 has a lead melody with notes G4, A4, B4, C5, B4, A4, G4 and a bass line with notes 0, 1, 2, 2, 0, 1, 2, 2, 0, 1, 2, 2, 0, 1, 2, 2. Measure 59 has a lead melody with notes G4, A4, B4, C5, B4, A4, G4 and a bass line with notes 0, 1, 2, 2, 0, 1, 2, 2, 0, 1, 2, 2, 0, 1, 2, 2. Measure 60 has a lead melody with notes G4, A4, B4, C5, B4, A4, G4 and a bass line with notes 0, 1, 2, 2, 0, 1, 2, 2, 0, 1, 2, 2, 0, 1, 2, 2.

The sheet music is divided into three systems. The first system (measures 61-63) features a main melody on a single staff and a bass line on a six-string staff. The second system (measures 61-63) shows a guitar solo on a six-string staff with chord changes: Em, Am, and B7. The third system (measures 64-66) includes a main melody and a bass line, with a section labeled 'Neal's Solo' (measures 64-66) on a six-string staff.

Measure 61: Main melody: G4 (quarter), A4 (quarter), B4 (quarter), C5 (quarter), B4 (quarter), A4 (quarter), G4 (quarter). Bass line: 9 (quarter), 8 (quarter), 7 (quarter), 9 (quarter), 8 (quarter), 0 (quarter). Chord: Em.

Measure 62: Main melody: G4 (quarter), A4 (quarter), B4 (quarter), C5 (quarter), B4 (quarter), A4 (quarter), G4 (quarter). Bass line: 5 (quarter), 2 (quarter), 2 (quarter), 4 (quarter), 5 (quarter), 5 (quarter). Chord: Am.

Measure 63: Main melody: G4 (quarter), A4 (quarter), B4 (quarter), C5 (quarter), B4 (quarter), A4 (quarter), G4 (quarter). Bass line: 2 (quarter), 4 (quarter), 2 (quarter), 5 (quarter), 2 (quarter), 4 (quarter). Chord: B7.

Measure 64: Main melody: G4 (quarter), A4 (quarter), B4 (quarter), C5 (quarter), B4 (quarter), A4 (quarter), G4 (quarter). Bass line: 4 (quarter), 2 (quarter), 4 (quarter), 2 (quarter), 4 (quarter), 2 (quarter). Chord: Em.

Measure 65: Main melody: G4 (quarter), A4 (quarter), B4 (quarter), C5 (quarter), B4 (quarter), A4 (quarter), G4 (quarter). Bass line: 0 (quarter), 2 (quarter), 0 (quarter), 2 (quarter), 0 (quarter), 2 (quarter). Chord: Am.

Measure 66: Main melody: G4 (quarter), A4 (quarter), B4 (quarter), C5 (quarter), B4 (quarter), A4 (quarter), G4 (quarter). Bass line: 5 (quarter), 5 (quarter), 5 (quarter), 5 (quarter), 5 (quarter), 5 (quarter). Chord: B7.

Neal's Solo (Measures 64-66): Measure 64: 0 (quarter), 3 (quarter), 3 (quarter). Measure 65: 0 (quarter), 3 (quarter), 0 (quarter). Measure 66: 0 (quarter), 1 (quarter).



Guitar Tricks 28: Our 1st guest: GT instructor Lisa McCormick
By Neal Walter

The sheet music is divided into two systems, each with a guitar staff and a vocal staff.

System 1 (Measures 67-69):

- Guitar Staff:**
 - Measure 67: Chords G#m and Dm. Fingering: 4 2 4 2, X X X 2, 5 2.
 - Measure 68: Chords G#m and Dm. Fingering: 4 2 4 2, X X X 2, 5 5 2.
 - Measure 69: Chords G#m and Dm. Fingering: 3 5 4 2, 3 4 4 2, 0 2 0 2.
- Vocal Staff:**
 - Measure 67: Melody starting on G#4, moving to A4, B4, C5.
 - Measure 68: Melody starting on B4, moving to A4, G#4, F#4.
 - Measure 69: Melody starting on E5, moving to D5, C5, B4.

System 2 (Measures 70-71):

- Guitar Staff:**
 - Measure 70: Chords G#m and Dm. Fingering: 5 5 5 5, X X X 5, 5 5.
 - Measure 71: Chords G#m and Dm. Fingering: 4 2 4 2, X 2 5 4, 4 2 4 2.
- Vocal Staff:**
 - Measure 70: Melody starting on G#4, moving to A4, B4, C5. Includes a triplet of G#4, A4, B4.
 - Measure 71: Melody starting on E5, moving to D5, C5, B4.

Chord Diagrams and Fingerings:

- B7:** 4 2 4 2, X X X 2, 5 2
- Em:** 3 5 4 2, 3 4 4 2, 0 2 0 2
- Am:** 5 5 5 5, X X X 5, 5 5
- B7:** 4 2 4 2, X 2 5 4, 4 2 4 2

Other markings: "Harm." (Harmonics) and "12" (12th fret) are indicated in the vocal staff area.

The image displays guitar tablature for measures 72 through 77. Each measure is represented by a system of a standard musical staff and a corresponding guitar fretboard diagram. Measure 72 begins with a treble clef and a key signature of one sharp (F#). The tablature for measures 72-74 includes various fret numbers (0, 2, 3, 4, 5) and includes a triplet in measure 74. Chords Em and Am are indicated above the staff in measures 73 and 74 respectively. Measures 75-77 continue the sequence, with measure 75 featuring a B7 chord and measure 77 featuring an Em chord. The tablature includes various techniques such as bends, slurs, and triplets.

D.S. al Coda

78 79 80

Am B7

78 79 80

81 82

mem- ber this at least un- til we

C6

81 82

83 meet a- gain. 84 I will re- 85 mem- ber this at

B7 C6

86 least un- til we meet a- gain 87

B7

88



Guitar Tricks 28: Our 1st guest: GT instructor Lisa McCormick
By Neal Walter

Copyright © 2010
All Rights Reserved - International Copyright Secured